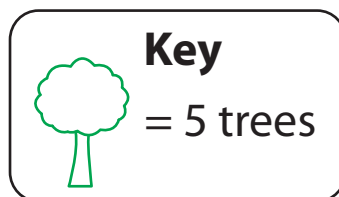


Pictograph | Orchard

The data shows the number of trees of each kind in an orchard. Represent this data in a pictograph and use the key to answer the questions.

Apple Trees	Mango Trees	Pear Trees	Orange Trees
15	25	10	35

Type of Trees	Number of trees
Apple	
Mango	
Pear	
Orange	







- 1) How many apple and mango trees are in the orchard? _____
- 2) How many trees are there in all? _____
- 3) Which type of tree is of least number in the orchard? _____
- 4) How many more orange trees are there than pear trees? _____

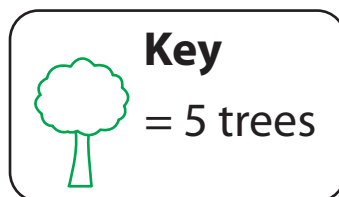
Pictograph | Orchard

Answer key

The data shows the number of trees of each kind in an orchard. Represent this data in a pictograph and use the key to answer the questions.

Apple Trees	Mango Trees	Pear Trees	Orange Trees
15	25	10	35

Type of Trees	Number of trees
Apple	
Mango	
Pear	
Orange	



- 1) How many apple and mango trees are in the orchard? 40 trees
- 2) How many trees are there in all? 85 trees
- 3) Which type of tree is of least number in the orchard? Pear tree
- 4) How many more orange trees are there than pear trees? 25 trees